



At Dorner our mission is to **Transform Conveyor Automation** by providing cutting edge solutions with best-in-class support. It is that commitment and history of proven excellence that has made the Dorner Brand a recognized leader in precision conveyors for over 50 years. With our complete line of customizable stainless steel and aluminum conveyor automation systems, we have the right solution for you!



Dorner Conveyors are Best for:

Automation
Packaging
Food Processing
Assembly
Baking

General Manufacturing
Ready To Eat Food
Medical
Pharmaceutical
Meat & Raw Foods

Bulk Food Handling
Metal Working
Metal Stamping
Material Handling
And More!

A Complete Line of Industrial and Sanitary Conveyors



1X Series

The 1X Series Line is designed for small part handling and transfers where space is a premium.

1X Series Family:

Flat Belt

Aluminum Frame
Widths to 10"
Loads to 15 lbs
Speeds up to 80 fpm



2X Series

The 2X Series Line is engineered for small to medium sized parts, precision applications and exible layouts.

2X Series Family:

Flat Belt
Cleated Belt
Modular Belt
Precision Move
SmartFlex'

Aluminum Frame
Widths to 24"
Loads to 200 lbs
Speeds up to 400 fpm
Curves
Z-Frame Elevators




3X Series

The 3X Series Line is designed for medium to heavy sized parts, precision applications, bulk handling and exible layouts.

3X Series Family:

Flat Belt
Cleated Belt
Modular Belt
Flexible Chain
Precision Move

Aluminum Frame
Widths to 60"
Loads to 1000 lbs
Speeds up to 600 fpm
Curves
Z-Frame Elevators




7X Series

The 7X Series Stainless Steel Line is engineered for small to heavy product requiring various levels of sanitary design and exible layouts.

7X Series Family:


AquaPruf' + AquaGard'
Flat Belt
Cleated Belt
Modular Belt
Flexible Chain
Vertical Belt Technology

Stainless Steel Frame
Widths to 52"
Loads to 750 lbs
Speeds up to 400 fpm
Curves
Z-Frame Elevators



FlexMove Conveyors

High-performance, flexible chain conveyors that are capable of multiple curves as well as inclines and declines on a single conveyor, providing complete flexibility in design and layout.



Precision Move Conveyors

For applications that require precise product movement, our Precision Move conveyors utilize a timing belt and an integrated servo motor and drive and control for complete reliability.




Modified Standard Conveyors

Vacuum Conveyors, Magnetic Conveyors, Backlit Conveyors, Metal Detection, Common Drives, Retracting Tails, Lift Gates, Pivot Conveyors, and More!



LPZ Conveyors

For added flexibility, our sleek, low profile Z-Frame Conveyors are ideal for product elevation changes and can accommodate various incline and decline angles depending on the application..



Complete Sanitary Designs

The AquaPruf family of stainless steel, wash-down conveyors offers maximum flexibility for a wide variety of products and sanitary applications with fast and easy sanitation.




Product Transfers

From powered transfers to nose bar transfers, we provide the smoothest and broadest range of transfer options in the industry!



iDRIVE

Ideal for applications where space is tight, iDrive merges advanced drive and control technologies with a compact conveyor design by integrating the entire drive package into a single, space saving footprint.



Full Line of Motors & Controls

We support a wide a range of motor and control technologies including DC, AC, Brushless DC, and Servo packages that can be controlled right at a conveyors side or remotely through a simple PLC or Dorner controls accessories.